


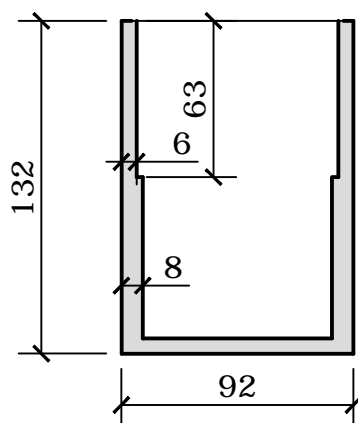
SMEERPUT TYPE 1 - 233 x 92 x 132 CM

FOSSE DE GRAISSAGE TYPE 1- 233x92x132 CM

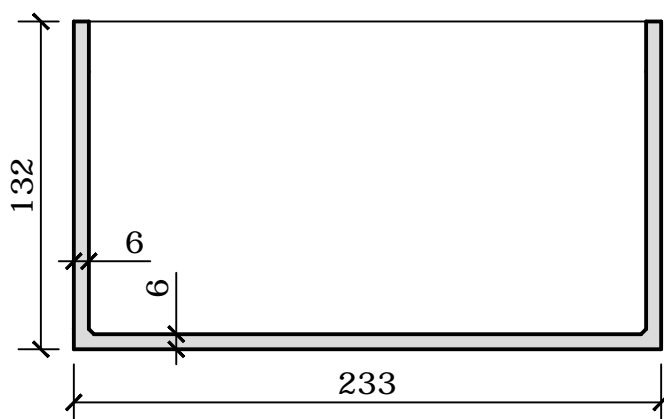
BOVENAANZICHT
VUE DE DESSUS



DOORSNEDE
COUPE



DOORSNEDE
COUPE



GEWICHT/POIDS: 1.700 kg



VANDEN BROUCKE BETON
PRODUITS **BETON** PRODUCTEN

Rue Provinciale 211 · 7760 Escanaffles
T +32 (0)69 45 42 31 · F +32 (0)69 45 63 68
info@vdbbeton.be · www.vdbbeton.be